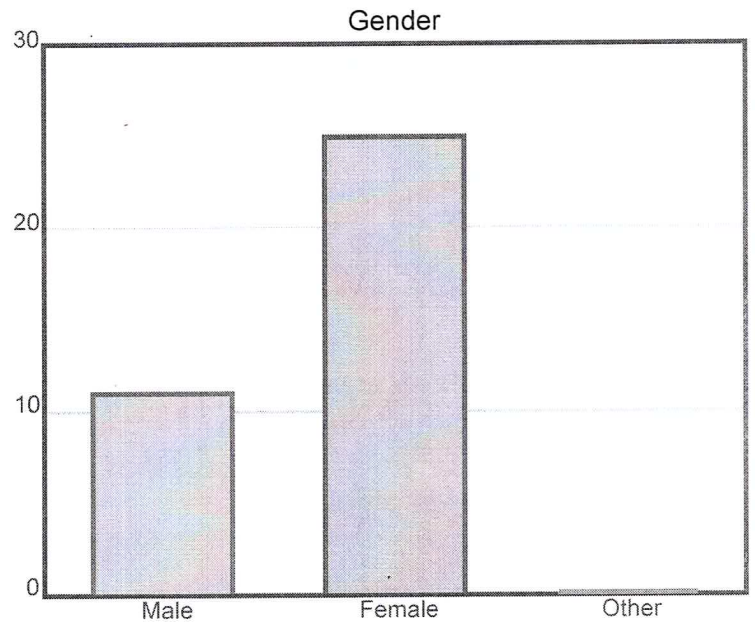
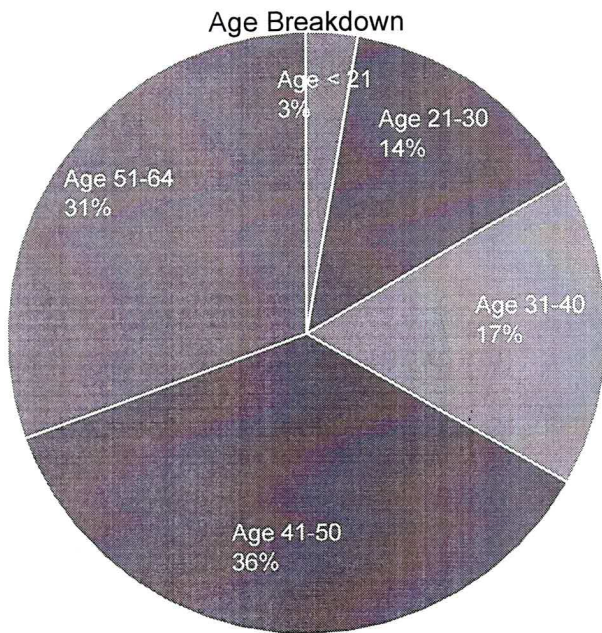


MDD Outcomes Report

Report Date: 12/21/2018
 Report Period: 2016-12-31 to 2018-12-21
 Company Name : Chappaqua Behavioral Medicine
 Payer : All

Demographics

Demographics	
Treated Patients	36
Average Age	44 years



PHQ-9 Outcomes of Patients with MDD

PHQ-9 Outcomes of Patients with MDD

MDD Outcomes Report

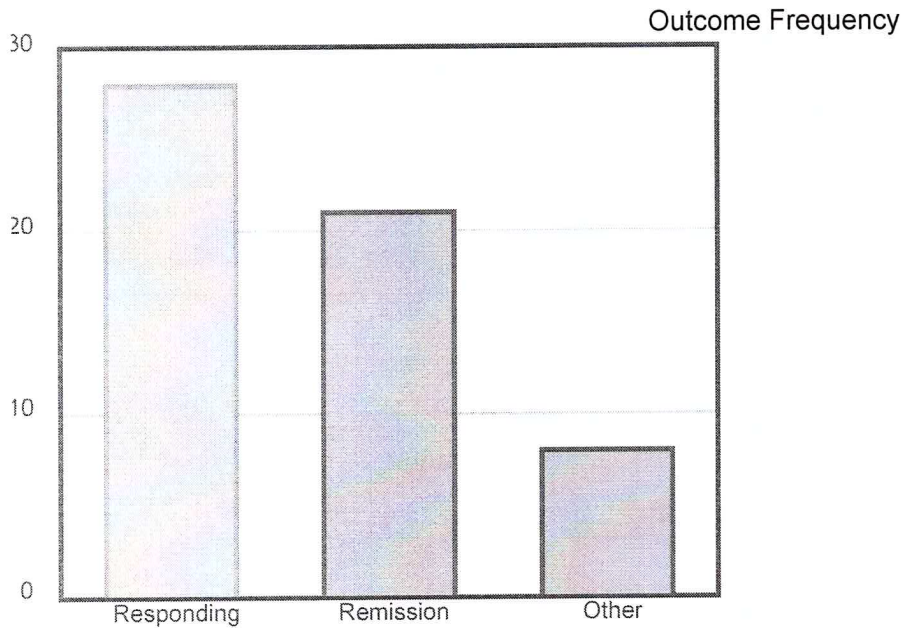
Report Date: 12/21/2018

Report Period: 2016-12-31 to 2018-12-21

Company Name : Chappaqua Behavioral Medicine

Payer : All

PHQ-9 Outcomes of Patients with MDD	
Mean Number of Treatments	39
Mean Baseline Score	20
Mean Outcome Score	7
Responding	28 (77.8 %)
Remission	21 (58.3 %)



Reported Patients

Reported Patients

Total Patients Reported: 36